




PTWPA-2G4G-2000

2000W Pulse TWT Amplifier

Traveler Wave Tube (TWT) Power RF Amplifier

The PTWPA-2G4G-2000 is a TWT 2000W (Pulse) Ruggedized RF Amplifier which covers frequency range from 2GHz to 4GHz. This amplifier can achieve high efficiency operation with proven reliability as is designed with the robust engineering and employment of the most advanced devices and components. The amplifier comes with 2 years warranty including the TWT.



Parameter	Specification
Electrical	
Frequency Range	2-4GHz
Output Power	850W Peak min, from 2-2.3GHz 1000W Peak min, from 2.3-3.5GHz 2000W Peak min, from 3.5-4GHz
RF Input Power	20±2dBm for Saturated Power Out
Gain @ rated power	43dB
Input /Output Impedance	50 ohms(VSWR 2.0:1)
Load VSWR	1.5:1 max
Harmonics	2-4GHz, -1dBc
Spurious	-50dBc max. for PRF <3KHz
Pulse Input	TTL. High=Beam-ON, Low=Beam-OFF BNC Female on Rear Panel
Pulse Width	300nSec-100uSec
Rise/Fall time	20nSec max.
Pulse Delay	120nSec max.
Pulse Recovery Time	150nSec max.
PRF	2Hz-100KHz
Duty Cycle	0-5%
Pulse to Pulse jitter	±10nsec max.
Pulse Width jitter	±10nsec max.
Pulse to Pulse	±0.3dB max.
Stability	
Pulse Droop	0.2dB @ 10uSec pulse max. 0.5dB @ 100uSec pulse max.
RF Input/Sample Connectors	Type SMA Female On Rear Panel
RF Output Connector	Type N Female On Rear Panel

THESE SPECIFICATIONS ARE SUBJECT TO CHANGE WITHOUT NOTICE.



Parameter	Specification
Modulation	AM / FM / Pulse
Output Power	100dB min.
ON/OFF Ratio	
Noise Power density	-8dBm/MHz, max.
Prime Power	110V AC +/-10%, 50/60 Hz, Single Phase 3 wires on the Rear Panel
Consumptions	1.2KVA max.
<u>Mechanical</u>	
Configuration	Racks mounts 19"W x 26.13"D x 8.75"H
Weight	85 lbs max.
Cooling System	Air cooled ,self contained
Shock	MIL-STD-810F, method 516.2, Procedure I, 15G. 11 ms 1/2 sine 3 axis 6 directions
Vibration	MIL-STD-810F, method 514.2, procedure VIII, curves V, 1.5G, 1 hr/axis, 3 axis, 5-5.5Hz 1 inch, 30Hz 0.033 inch
Test Certificate	Included with shipment in the operation/maintenance manual
Acoustic Sound	72 dBA max.
<u>Environmental</u>	
Temperature	0° to 50° C
Non-operating Temp	-20° to 70°C
Humidity	95% without condensation
Altitude	15,000 feet

THESE SPECIFICATIONS ARE SUBJECT TO CHANGE WITHOUT NOTICE.



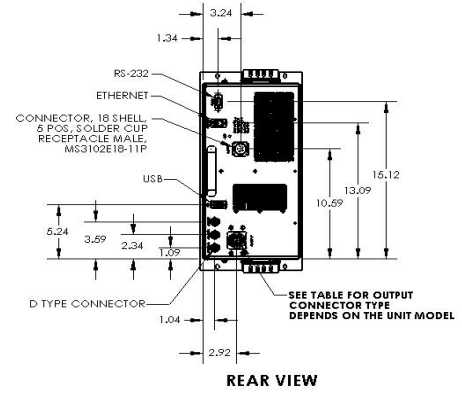
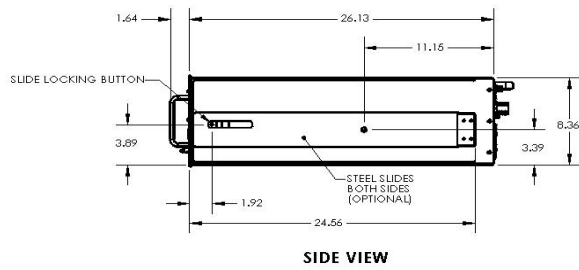
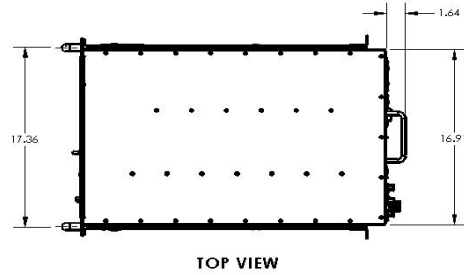
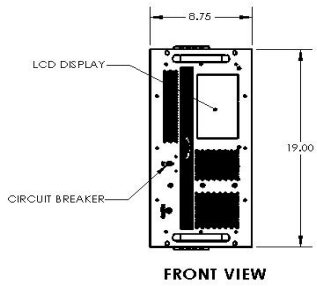
Features [Build-in]

- High Voltage power supply Over Currents Protection
- RS 232 & Ethernet Remote Control.
- RF Input / Output Connectors on the Front Panel.
- Standby/RF_ON, Elapsed Time Metering in hours.
- Filament/Beam Elapsed Time Metering in hours.
- Color TFT Touch screen Display with Front Panel Controls and Indicators.

OPTIONS

- 001 VSWR Protection against output mismatch
- 002 Alternate Prime Power (specify at time of order).
- 003 RS 422 Remote Control
- 004 Forward RF Sample Port Type N Female -50dBc nominal on the Front or Rear Panel.
- 005 Reflected RF Sample Port Type N Female -50dBc nominal on the Front or Rear Panel.
- 006 RF Input / Output Connectors on the Front Panel (Specify front or rear at time of order).
- 007 Internal Systems Diagnostics.
- 008 Heater/Beam Elapsed Time Metering in hours.
- 009 RF Safety Interlock, type BNC Connector.
- 010 Slides for Rack mount.

THESE SPECIFICATIONS ARE SUBJECT TO CHANGE WITHOUT NOTICE.



PowerMax Innovation, Inc.
 1243 Reamwood Ave., Sunnyvale,
 CA 94089 USA
 Tel.: (408) 541-0888
 Fax.: (408) 541-1886
 E-Mail: sales@pmaxii.com
 Web: www.pmaxii.com

THESE SPECIFICATIONS ARE SUBJECT TO CHANGE WITHOUT NOTICE.