



PTWA-2.5G7.5G-300

300W CW TWT Amplifier

Traveler Wave Tube (TWT) Power RF Amplifier

The PTWA-2.5G7.5G-300 is a TWT 300W (CW) Commercial RF Amplifier which covers frequency range from 2.5GHz to 7.5GHz. This amplifier can achieve high efficiency operation with proven reliability as is designed with the robust engineering and employment of the most advanced devices and components. The amplifier comes with 1 year warranty including the TWT.



Parameter	Specification
Electrical	
Frequency Range	2.5-7.5GHz
Output Power	300W CW Typical
Internal Pre-Amp.	Input level: 0dBm or less
Gain @ rated power	55dB
Input / Output Impedance	50 ohms(VSWR 2.0:1)
RF Input / Output Connectors	RF Input Type N Female / RF Output 7/16 Female; Rear Panel
Modulation	AM / FM / Pulse
Noise Figure	≤ 35dB
Spurious	-50dBc
Harmonics (nom.) @Rated Power	2.5-3GHz: 0 to -4dBc; 3-6GHz: -4to -8dBc 6-8GHz: -8 to -15dBc
Prime Power	220V AC +/-10%, 50/60 Hz, single or Three Phase
Mechanical	
Configuration	Rack Mount 8.75"Hx19"Wx26.13"D
Cooling System	Air cooled ,self contained
Shock	MIL-STD-810C, method 516.2
Vibration	MIL-STD-810C, method 514.2
Environmental	
Temperature	0° to 45° C
Non-operating Temp	0° to 60°C
Humidity	95% without condensation
Altitude	10,000 feet

THESE SPECIFICATIONS ARE SUBJECT TO CHANGE WITHOUT NOTICE.



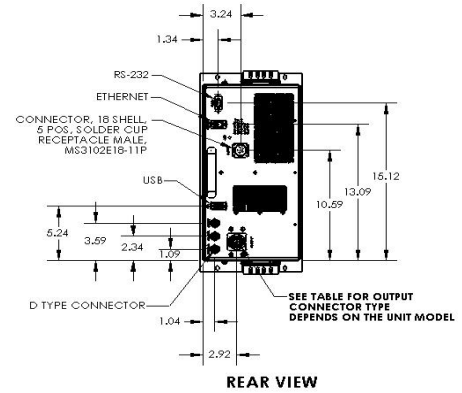
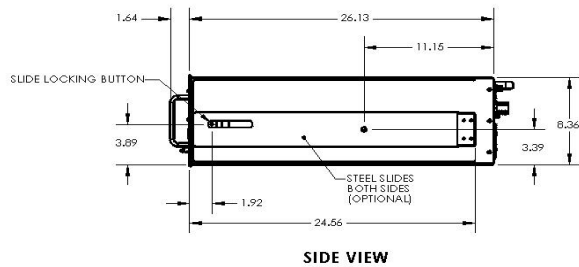
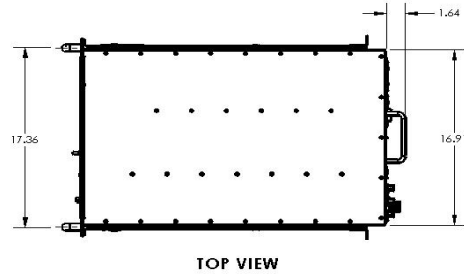
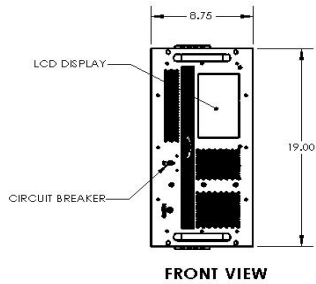
Features [Build-in]

- High Voltage power supplies Over/Under Voltage & Over Currents Protection
- RS 232 & Ethernet Remote Control.
- RF Input / Output Connectors on the Rear Panel.
- Standby/RF_ON, Elapsed Time Metering in hours.
- Filament/Beam Elapsed Time Metering in hours.
- Color TFT Touch screen Display with Front Panel Controls and Indicators.

OPTIONS

- 001 VSWR Protection against output mismatch.
- 002 Alternate Prime Power (specify at time of order).
- 003 USB Remote Control.
- 004 Forward RF Sample Port Type N Female -50dBc nominal on the Rear Panel [standard] or Front panel.
- 005 Reflected RF Sample Port Type N Female -50dBc nominal on the Rear Panel [standard] or Front panel.
- 006 RF Input/Output Connectors on the Rear Panel [Standard], (Specify front or rear at time of order).
- 007 Internal Systems Diagnostics.
- 008 Filament/Beam Elapsed Time Metering in hours.
- 009 RF Safety Interlock, type BNC Connector.
- 010 Forward/Reflected Power Indication simultaneously on Front Panel display.

THESE SPECIFICATIONS ARE SUBJECT TO CHANGE WITHOUT NOTICE.



PowerMax Innovation, Inc.
 1243 Reamwood Ave., Sunnyvale,
 CA 94089 USA
 Tel.: (408) 541-0888
 Fax.: (408) 541-1886
 E-Mail: sales@pmaxii.com
 Web: www.pmaxii.com

THESE SPECIFICATIONS ARE SUBJECT TO CHANGE WITHOUT NOTICE.